

Report No.: 32.06519 Tracklight

Test Time: 2023-07-07 11:19

Luminaire Property

Luminaire Category: Citizen 1204 3000K CRI90

Voltage: 210.0 V

Current: 0.119 A

Power: 24.60 W

Power Factor: 0.980

Photometric Results

CIE Class: Direct

Measurement Flux: 2072.4 lm

Downward Ratio: 100%

Horizontal Diffuse Angle(50%): H18.6

Vertical Diffuse Angle(50%): V18.6

Luminaire Efficacy Rating (LER): 84

Max. Intensity: 13957.39 cd

Total Rated Lamp Lumens: 2072.4 lm

Efficiency: 100%

Upward Ratio: 0%

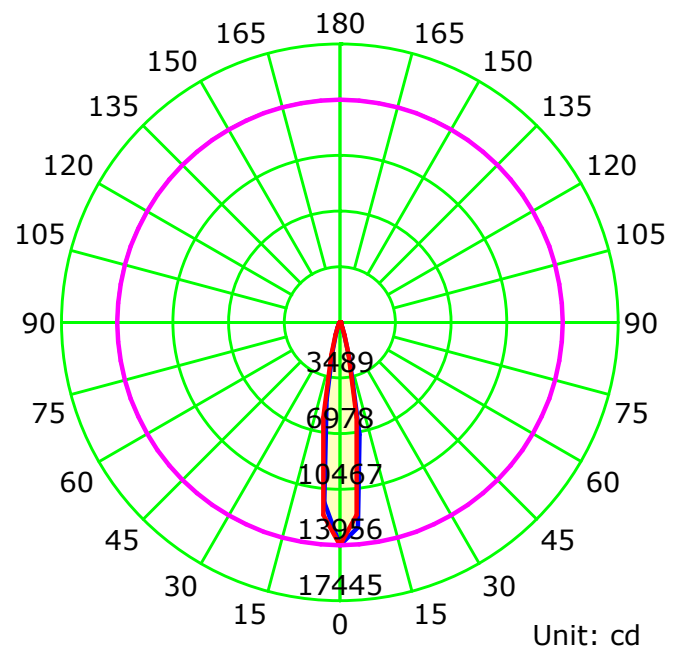
Central Intensity: 13957.39 cd

Pos of Max. Intensity: H0 V0

Picture Of Luminaire



Luminous Intensity Distribution Curve



— C0-C180 — C90-C270 — G0

C Plane (°):0.0-180.0: 180.0

Test Lab:

Test Type: TYPE C

Temperature:

Operator:

Gamma Plane (°):0.0-90.0:5.0

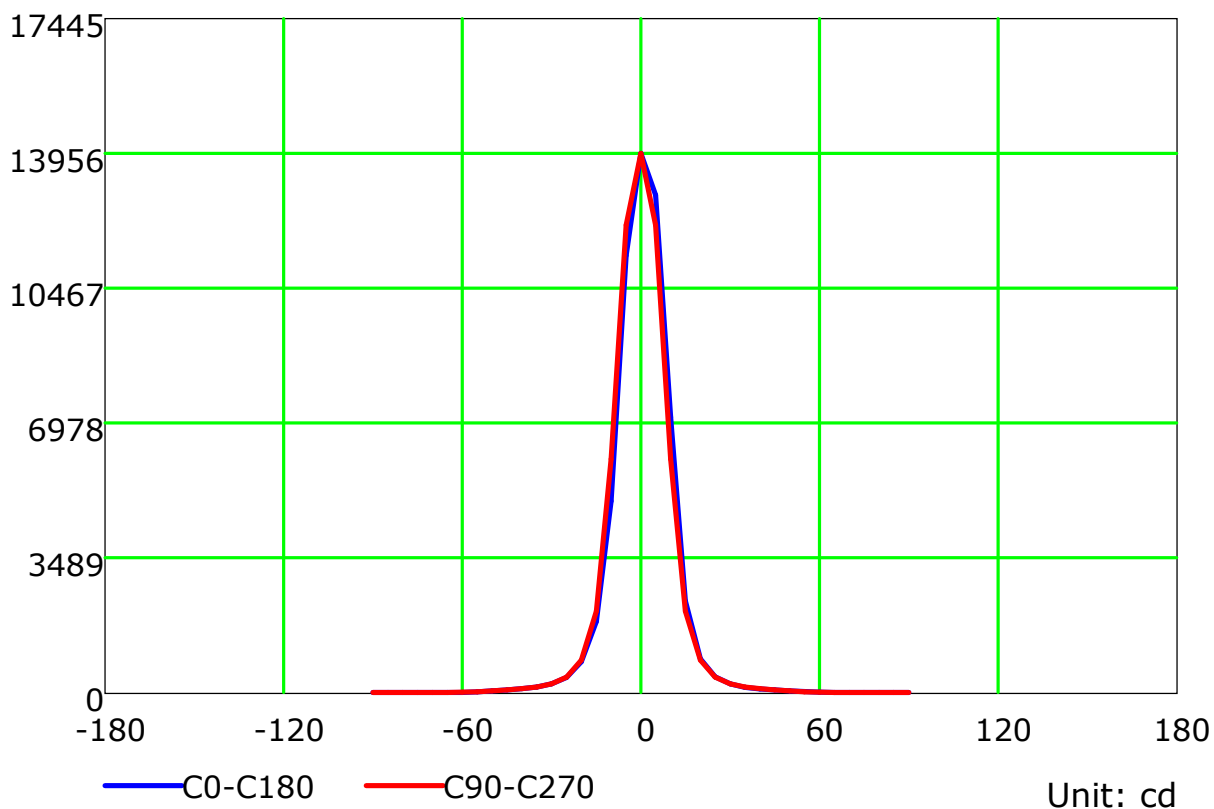
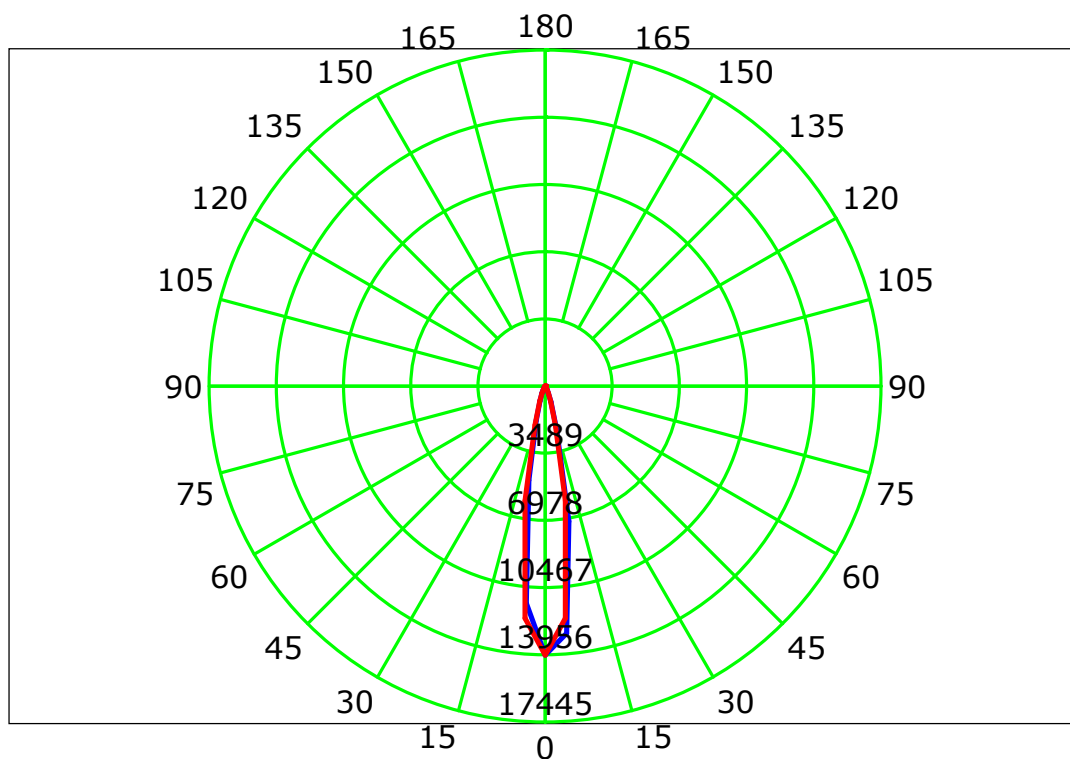
Test Device: CHL-6E

Distance: 3.000 m

Humidity:

Inspector:

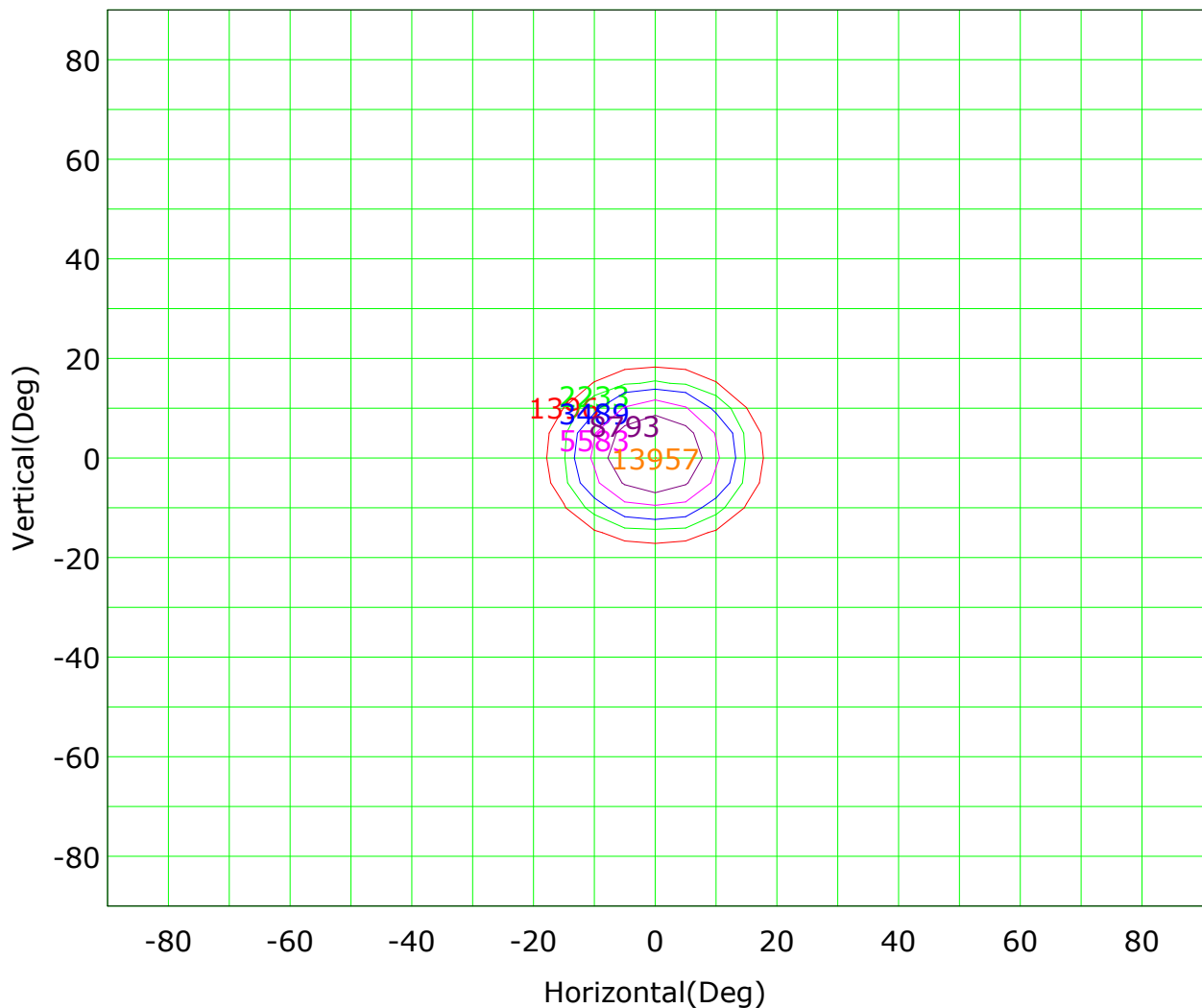
Luminous Intensity Distribution Curve



C Plane (°):0.0-180.0: 180.0
Test Lab:
Test Type: TYPE C
Temperature:
Operator:

Gamma Plane (°):0.0-90.0:5.0
Test Device: CHL-6E
Distance: 3.000 m
Humidity:
Inspector:

Isocandela (rectangle)



Imax (100%): 13957 cd

(10%): 1396 cd	(16%): 2233 cd
(25%): 3489 cd	(40%): 5583 cd
(63%): 8793 cd	(100%): 13957 cd

C Plane (°):0.0-180.0: 180.0

Test Lab:

Test Type: TYPE C

Temperature:

Operator:

Gamma Plane (°):0.0-90.0:5.0

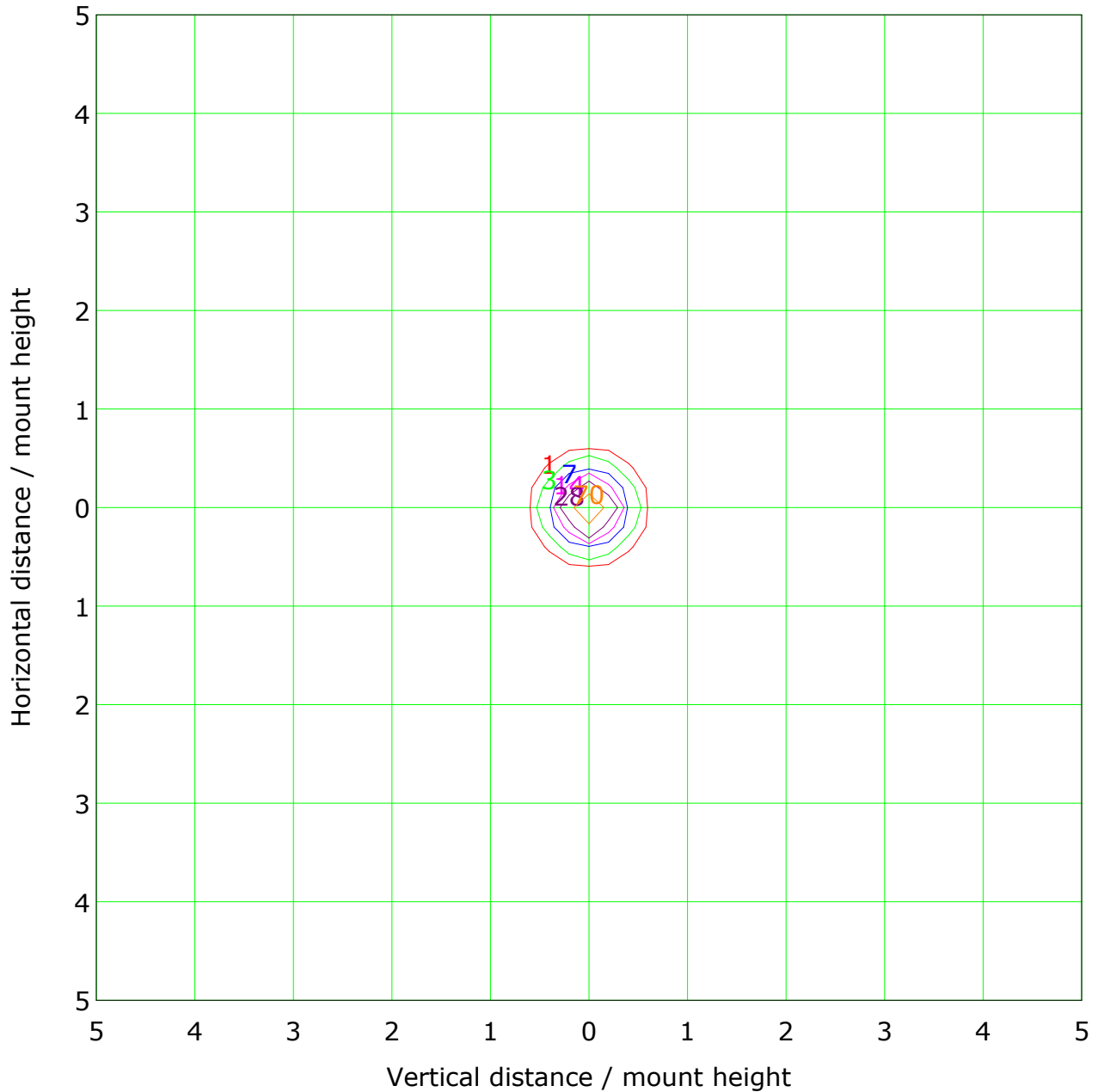
Test Device: CHL-6E

Distance: 3.000 m

Humidity:

Inspector:

IsoLux Plot



Mounting Height: 10m		Max Lux(100%): 140 lx	
— (1%):	1 lx	— (2%):	3 lx
— (5%):	7 lx	— (10%):	14 lx
— (20%):	28 lx	— (50%):	70 lx
— (100%):	140 lx		

C Plane (°):0.0-180.0: 180.0

Test Lab:

Test Type: TYPE C

Temperature:

Operator:

Gamma Plane (°):0.0-90.0:5.0

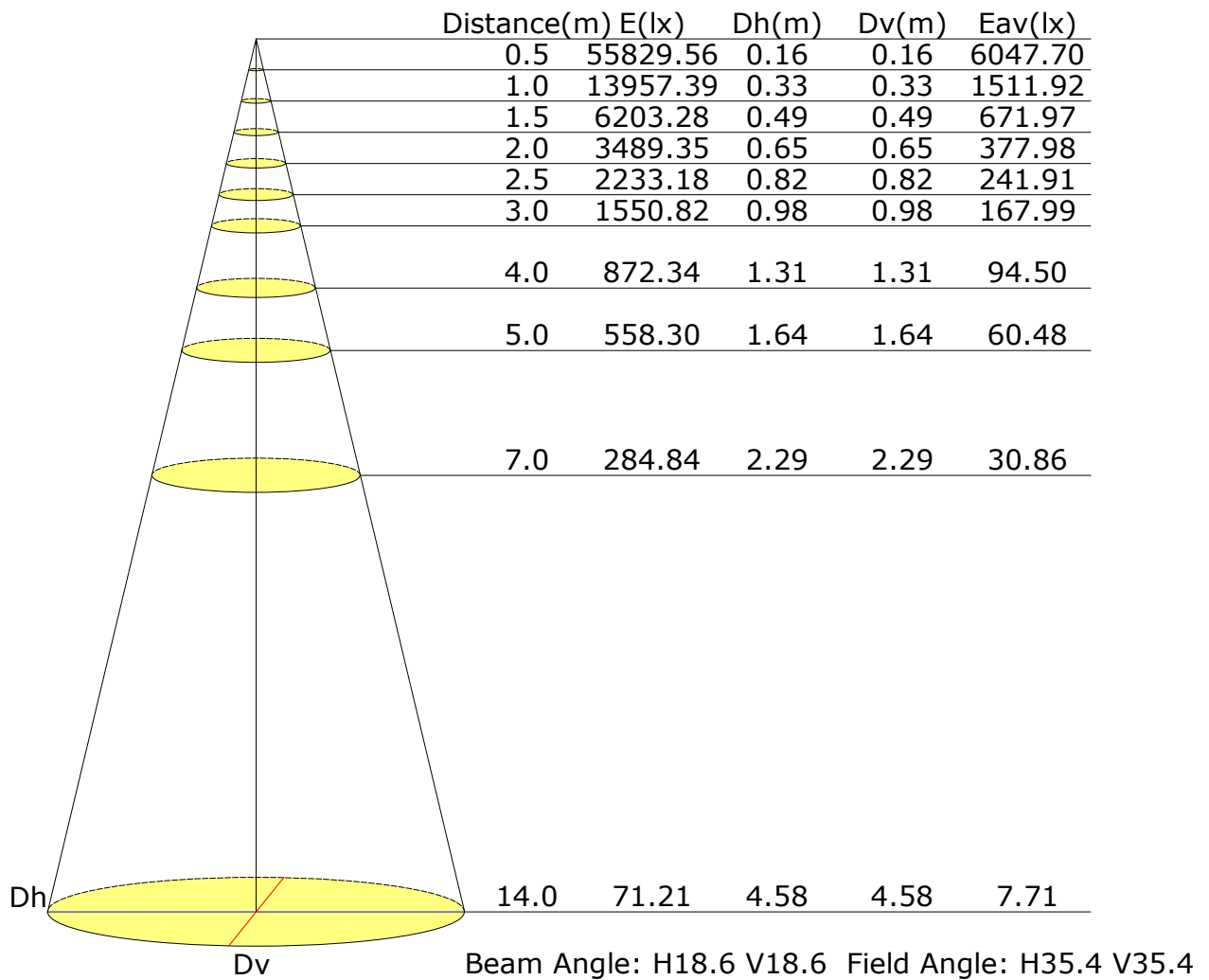
Test Device: CHL-6E

Distance: 3.000 m

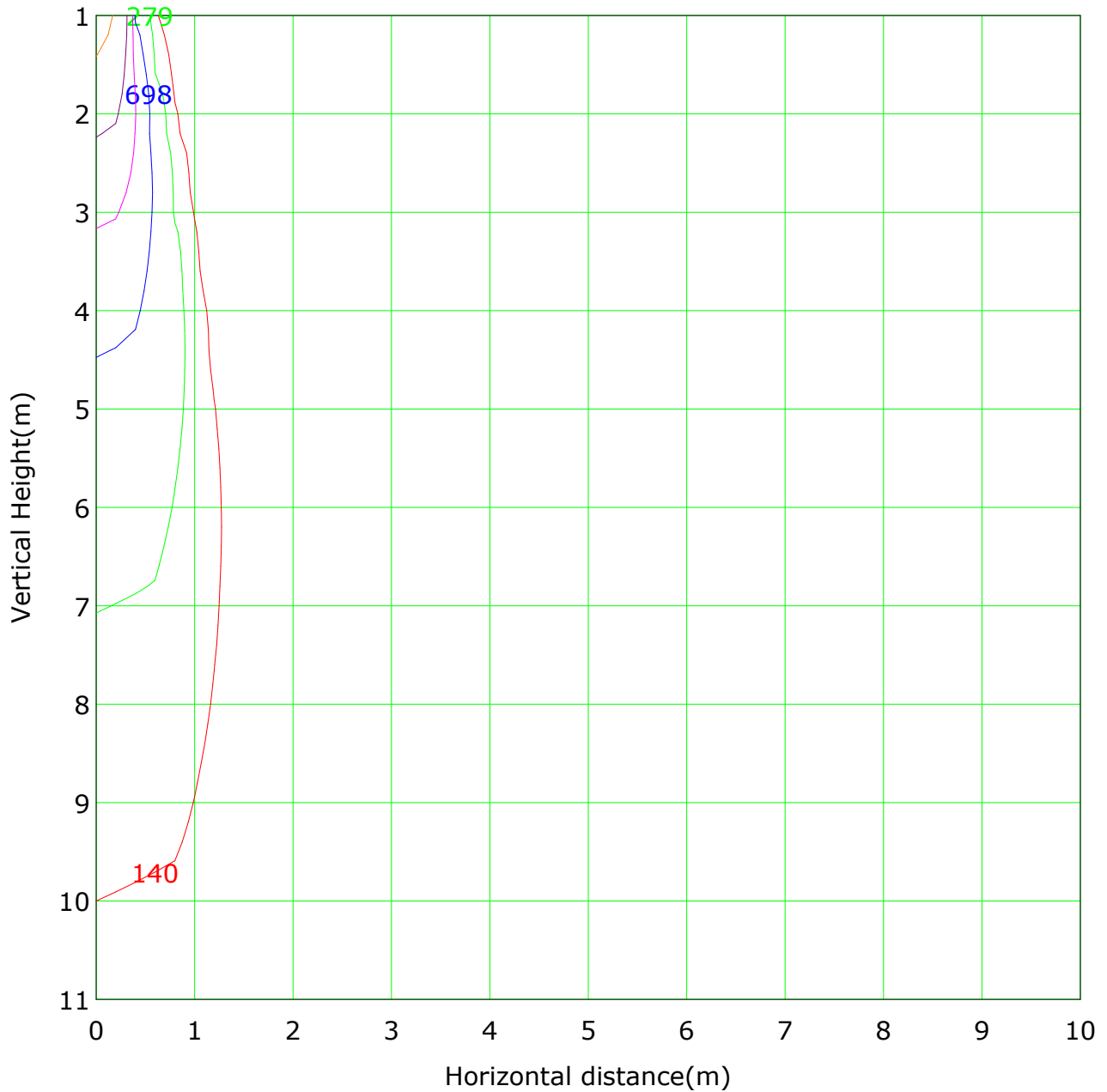
Humidity:

Inspector:

Illuminance at a Distance



Vertical IsoLux Plot

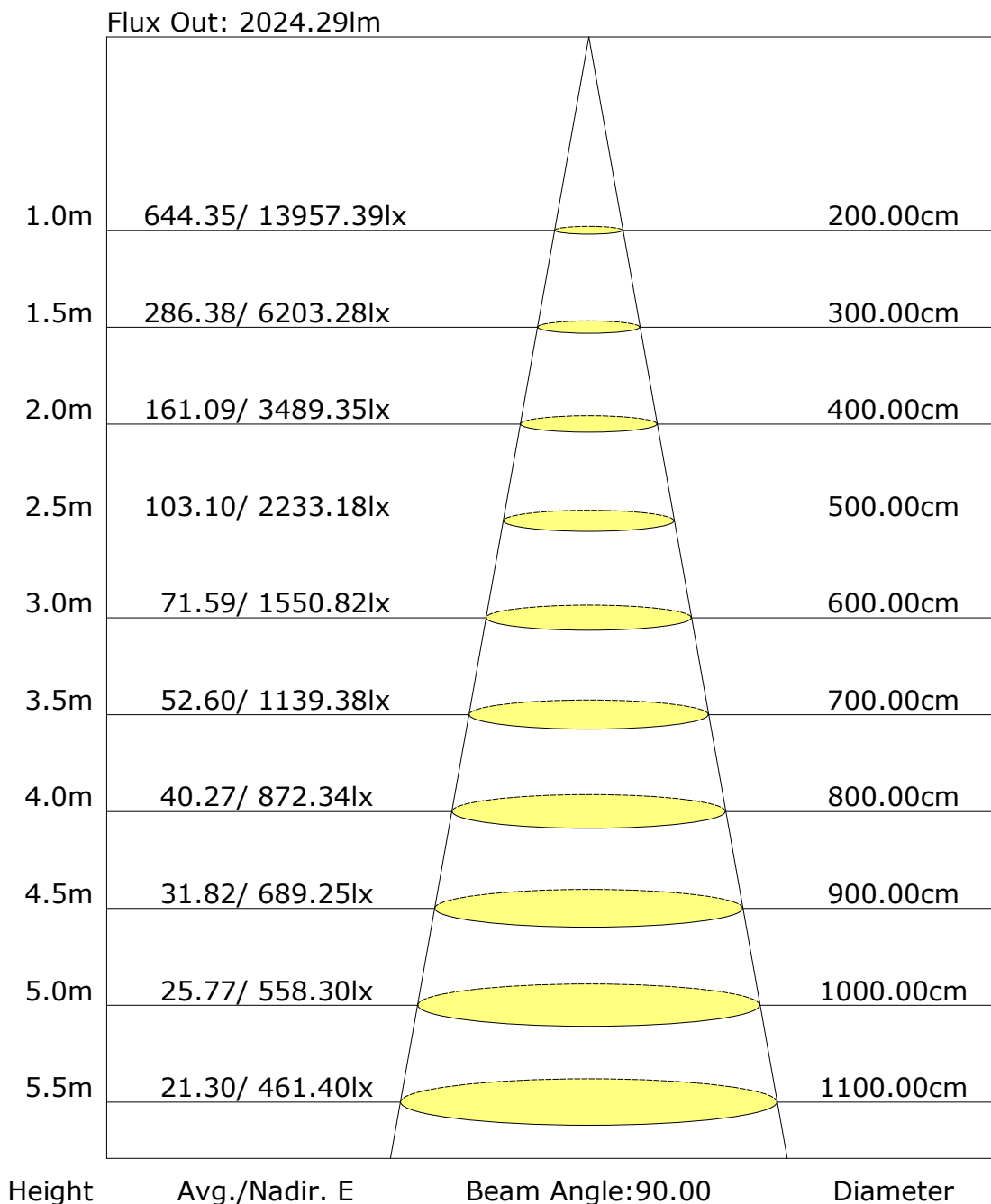


Lowest(m): 1m Highest(m): 11 Max Lux: 13957
— (1%): 140 lx — (2%): 279 lx
— (5%): 698 lx — (10%): 1396 lx
— (20%): 2791 lx — (50%): 6979 lx
— (100%): 13957 lx

C Plane (°):0.0-180.0: 180.0
Test Lab:
Test Type: TYPE C
Temperature:
Operator:

Gamma Plane (°):0.0-90.0:5.0
Test Device: CHL-6E
Distance: 3.000 m
Humidity:
Inspector:

The average illuminance effective figure



C Plane (°): 0.0-180.0: 180.0
Test Lab:
Test Type: TYPE C
Temperature:
Operator:

Gamma Plane (°): 0.0-90.0: 5.0
Test Device: CHL-6E
Distance: 3.000 m
Humidity:
Inspector:

Zonal Lumen

[illegible]

Inspector:

Candlepower Table

Unit: cd

[illegible]

C Plane (°):0.0-180.0: 180.0

Test Lab:

Test Type: TYPE C

Temperature:

Operator:

Gamma Plane (°):0.0-90.0:5.0

Test Device: CHL-6E

Distance: 3.000 m

Humidity:

Inspector: